


SPX424 Main Features

GEOMETRICAL STABILITY CONTROL

- ✓ Outriggers multi-position and angle
- ✓ Automatic load of working area
- ✓ Different working area:
 - Red - 0%
 - Grey - pick&carry
 - Yellow - 50%
 - Green - 100%



PLUG&PLAY SYSTEM CONTROL

- All accessories and tools:
- ✓ Integrated with the crane
 - ✓ Immediately recognized by the software
 - ✓ With a single radio remote control (same of the crane)



DIFFERENT ATTACHMENTS

- ✓ Three different JIBS
- ✓ Different tools completely integrated and radio remote controlled: glass manipulator, pipe manipulator, hydraulic fork...

SEARCHER HOOK



GLASS MANIPULATOR



MANUAL JIB

HYDRAULIC JIB



SPX424



SPX424

max 2400 kg

3150 x 775 x 1950 mm

max 15.2 m

max 11.8 m

The top of the range mini crane. Technology, innovation and reliability enclosed in the best-seller mini crane ever.



Technical Information

Dimension	L x W x H	3150 x 775 x 1950 mm
Stab Area		3710 x 3710 mm

Crane & Options Weights		Kg
	SPX424CDH	2080
	SPX424C+	2080
	/	200
	2.5T-D7	20
AUX	PP400-4DX PP220-4DX PP220-2DX	45
	JIB800GX	25
	JIB800.2H1MX	170
	MR800.4-6+4P	300

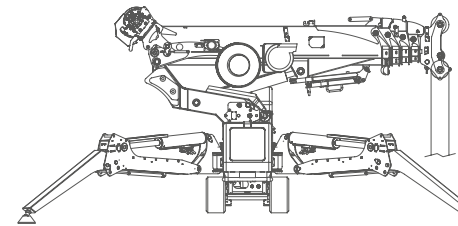
SPX424CDH	Petrol Engine	KUBOTA D722-E3B	14.9 kW 20 Hp
SPX424C+	Standard or Lithium Battery	N.4 BATTERIES 6V, 420Ah	4.0 kW 5.5 Hp

Speed	CDH 1.8 km/h C+ 0.72 km/h
Ext. Tracks	20°
Ext. Tracks	770-1100 mm



Winch & Fall Stages

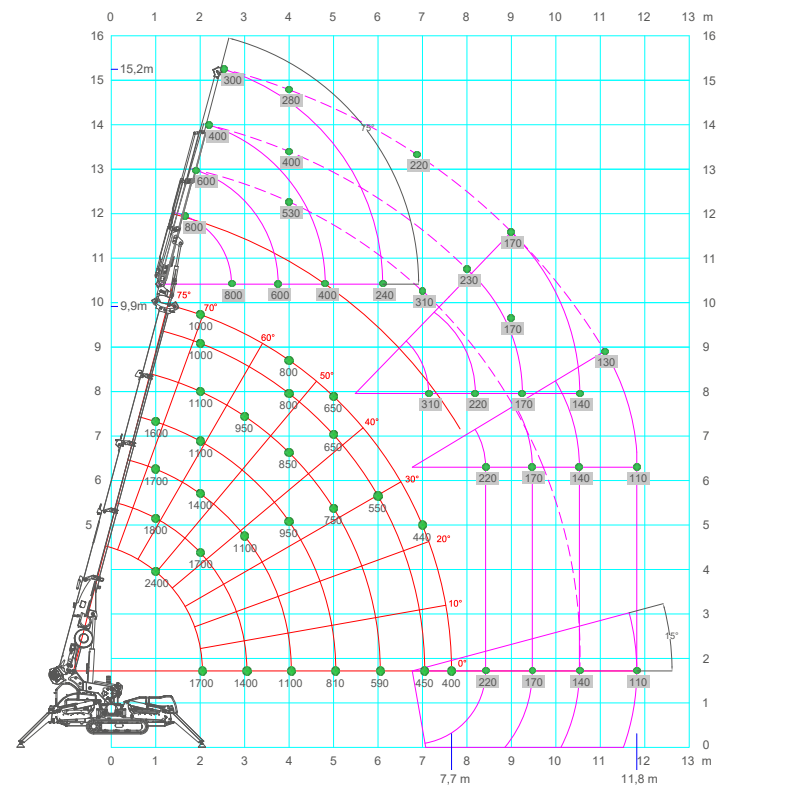
Main Winch	800 kg (Single line) 70 m - Ø 7 mm 26-31,8 m/min.
------------	---



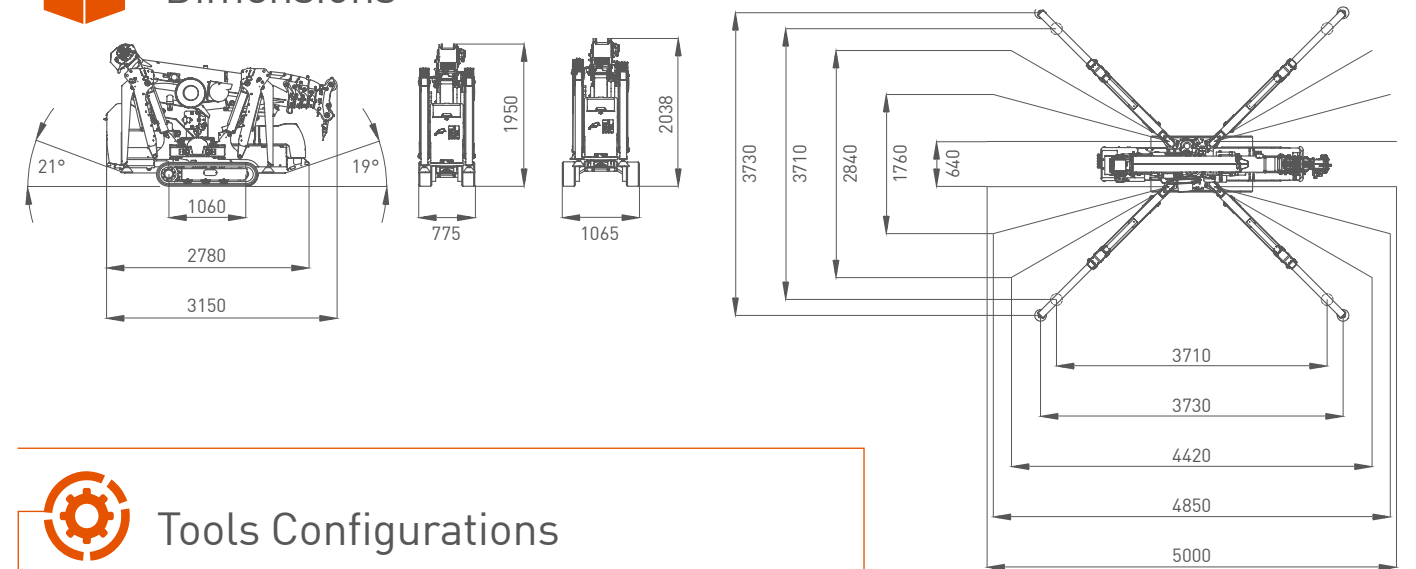
Max. Capacity	Line	Metres
max 2400 kg	3	-20 m
max 1600 kg	2	-32 m
max 800 kg	1	-65 m

Load Chart

Capacity with jib



Dimensions



Tools Configurations

JIB800GX	JIB800.2H1MX	MV600.3E+	MR800.4-6+4P	JIB301/2GR
max 800 kg	max 800 kg	max 600 kg	max 800 kg	max 300 kg
max 800 kg @ 10.3 m	max 300 kg @ 15.2 m	max 600 kg @ 10.7 m	max 650 kg @ 10.7 m	max 300 kg @ 10.7 m
max 300 kg @ 8.5 m	max 110 kg @ 12 m	max 160 kg @ 8.5 m	max 200 kg @ 7 m	max 300 kg @ 7 m

Crane Options

CRANE OPTIONS

- YOUR COMPANY LAYOUT
- OM400
- 2.5T-D7
- EXT-312-424/29
- WT-424
- J-CONNECT: J-CON, J-CON-Y2, J-CON-NW, 3YW-424-429, ZTR.M6H.0200

ATTACHMENTS & TOOLS

- JIB800GX
- JIB800.2H1MX
- QC-MR800D
- MR800.4-6+4P + Steel Holder
- JIB301GR
- JIB302GR
- RP-JIB301GR

ELECTRIC POWER PACK

- PP220-2DX
- PP220-4DX
- PP401-4DX
- PP230-4DX

Other Options: HA-SPX424, VAI, OUT-LED-1, RC-SPX-B, RC-SPX-C, WUK-02, ARTIC-OIL-424/29