

LEAVITT

M A C H I N E R Y



Technical Data

Specification & Capacities



MPK20


S.N: AMC1352



3,0kW/4,1Hp



5' 07" – 13' 09"



4400lb

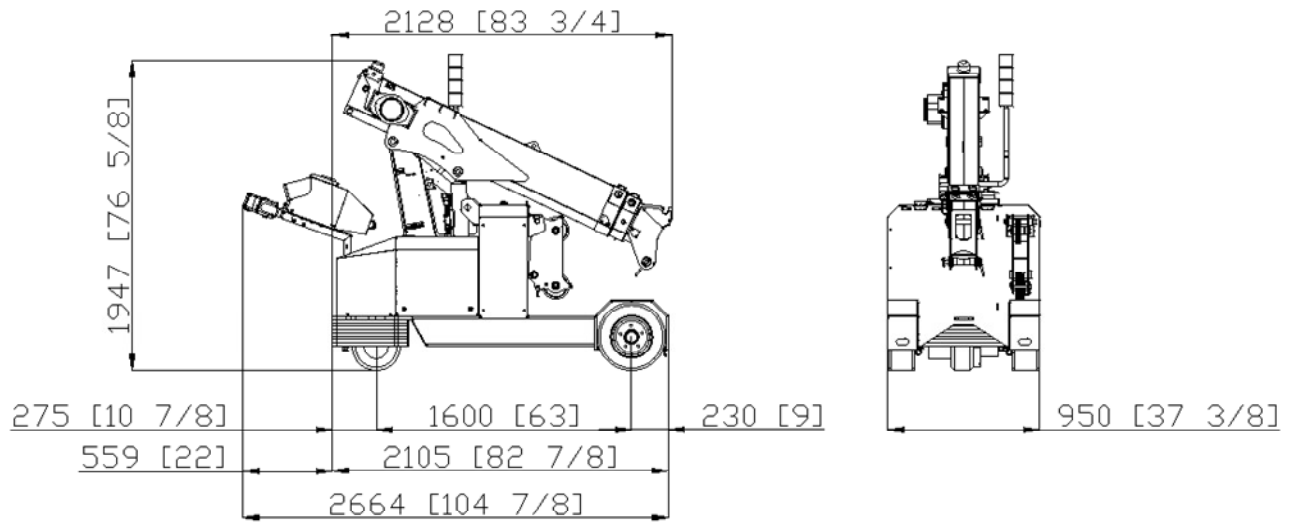


B30.5

[ft] [lb]

Date	Nov. 05 th 2015
REV.	6

MPK20 – OVERALL DIMENSIONS



		lb
		2976
		1102
	Tot.	4078

	n° 1 24V 345 Ah	kW	3,0kW 4,2Hp
--	-----------------	-----------	-------------

	mph	1,9
	10°	

	ft	0' 08"	1' 08"	3' 03"	4' 11"	6' 07"	8' 02"
	lb	0	4400	2200	1760	1320	880
	lb	2200	330	330	220	220	396
	lb	935	3740	2970	2805	2585	2277

	-25/50°	13s
	ft 5'6"-13'8"	30s

HOIST PERFORMANCE

Layer	Max Line Pull	Normal Line Speed	High Line Speed
	lb	ft/min	ft/min
1	1650	48.2	N/A
2	1540	52.1	N/A
3	1430	55.1	N/A
4	1320	59.0	N/A

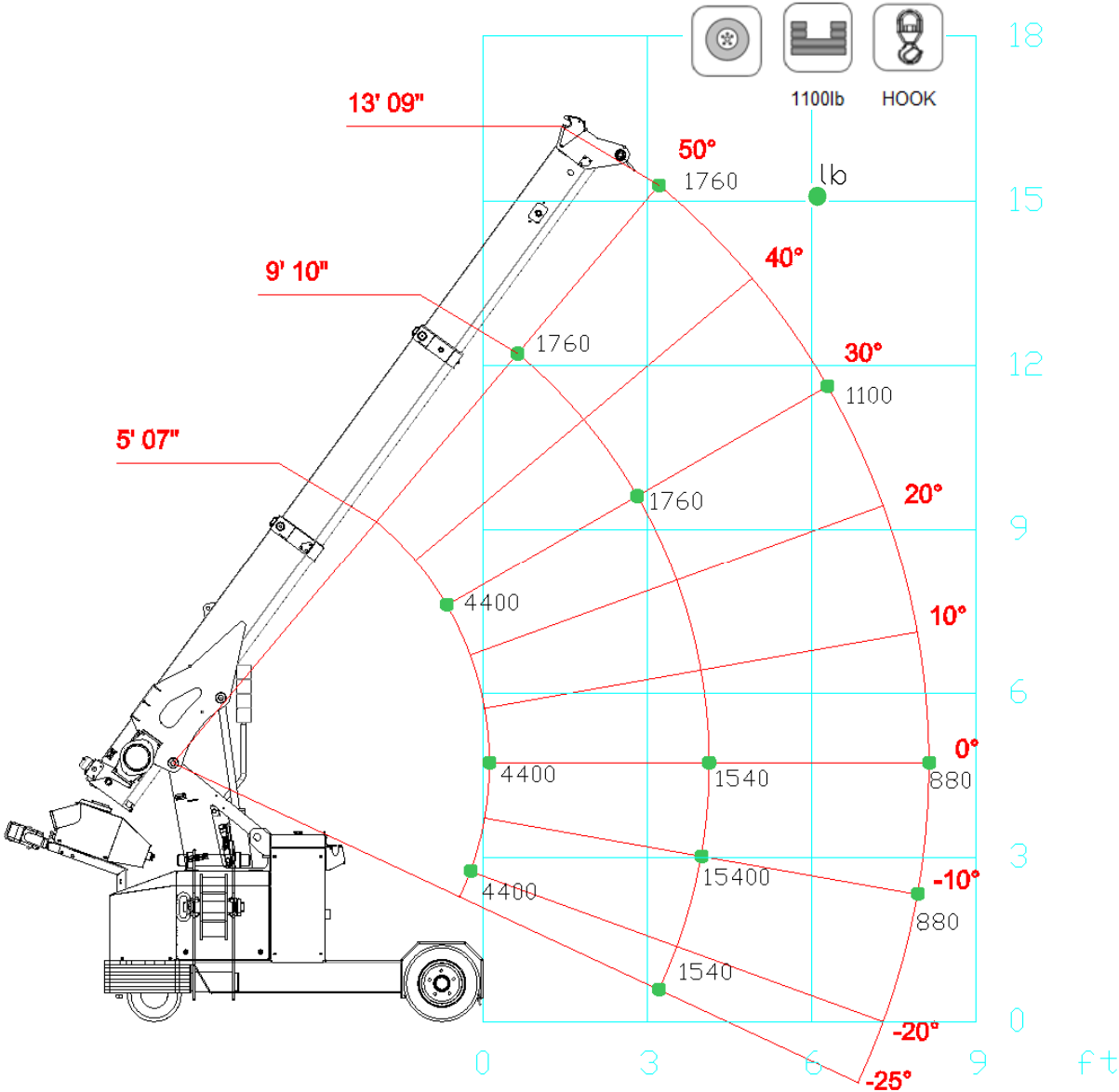
(*) 1320lb LMI limited


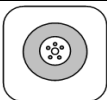
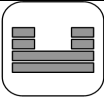

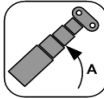
Wire Rope	Diameter	Tot. Length	Max Load
	in	ft	lb
A4L 19x7 right lang lay	1/4	190	7782

HOOK BLOCK

LOAD	No. of	
	Sheaves	Lines
3960	1	3
2400	1	2
1320		1

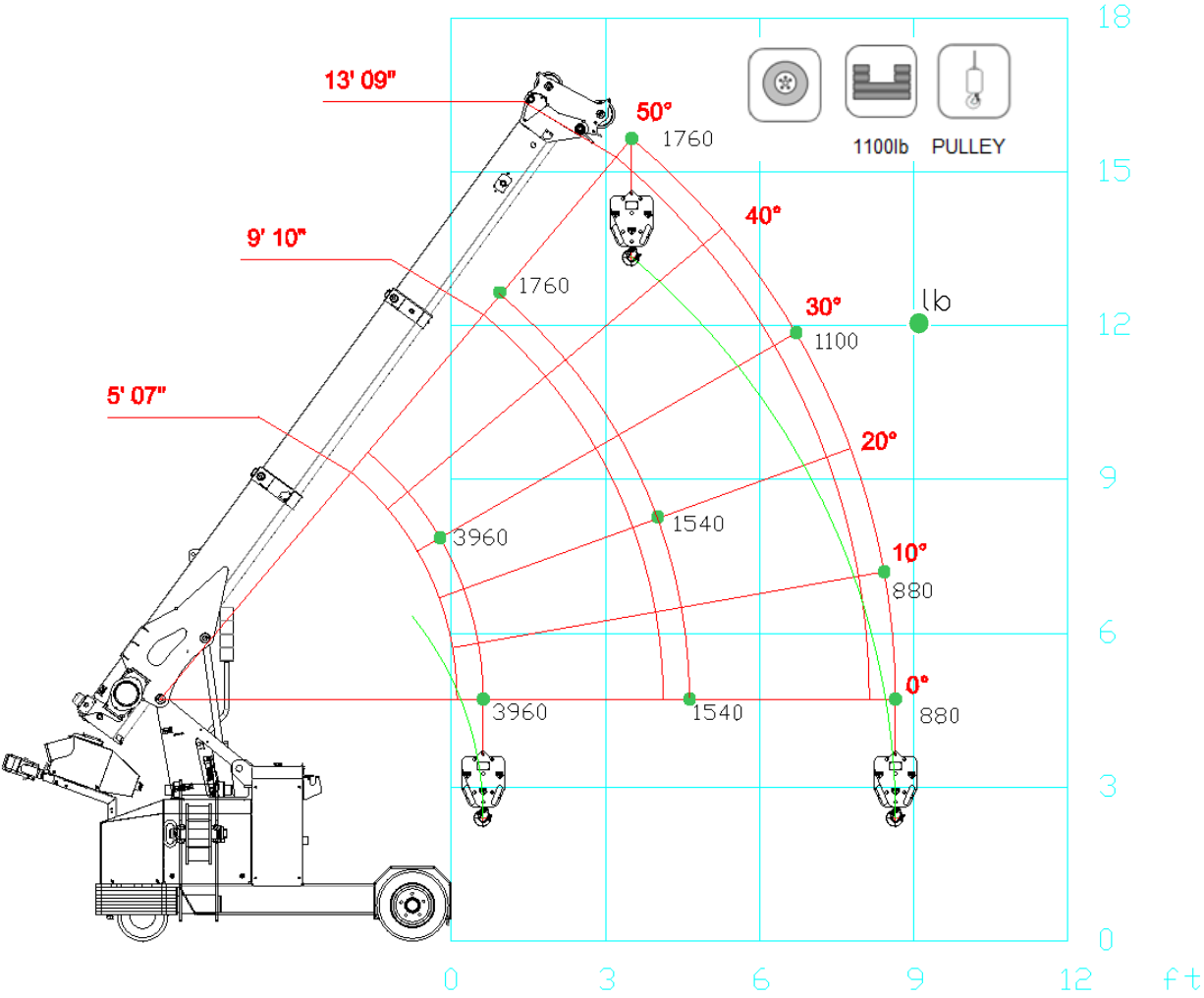
MPK20 - HOOK



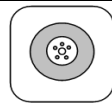
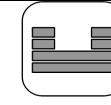
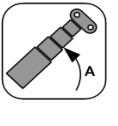


[ft] [lb]							
	1100lb		HOOK				
	5' 07"	7' 03"	8' 06"	9' 10"	11' 02"	12' 06"	13' 09"
50°	4400	3960	2860	1760	1760	1760	1760
45°	4400	3960	2860	1760	1760	1716	1540
40°	4400	3740	2860	1760	1540	1606	1320
35°	4400	3740	2640	1760	1540	1320	1100
30°	4400	3740	2420	1760	1540	1320	1100
25°	4400	3740	2200	1540	1320	1100	880
20°	4400	3740	2200	1540	1320	1100	880
15°	4400	3740	2200	1540	1320	1100	880
10°	4400	3740	2200	1540	1320	1100	880
5°	4400	3740	2200	1540	1320	1100	880
0°	4400	3740	2200	1540	1320	1100	880
-5°	4400	3740	2200	1540	1320	1100	880
-10°	4400	3740	2200	1540	1320	1100	880
-15°	4400	3740	2200	1540	1320	1100	880
-20°	4400	3740	2200	1540	1320	1100	880
-25°	4400	3740	2200	1540	1320	1100	880

MPK0020.04.02.000.2.06.15.A

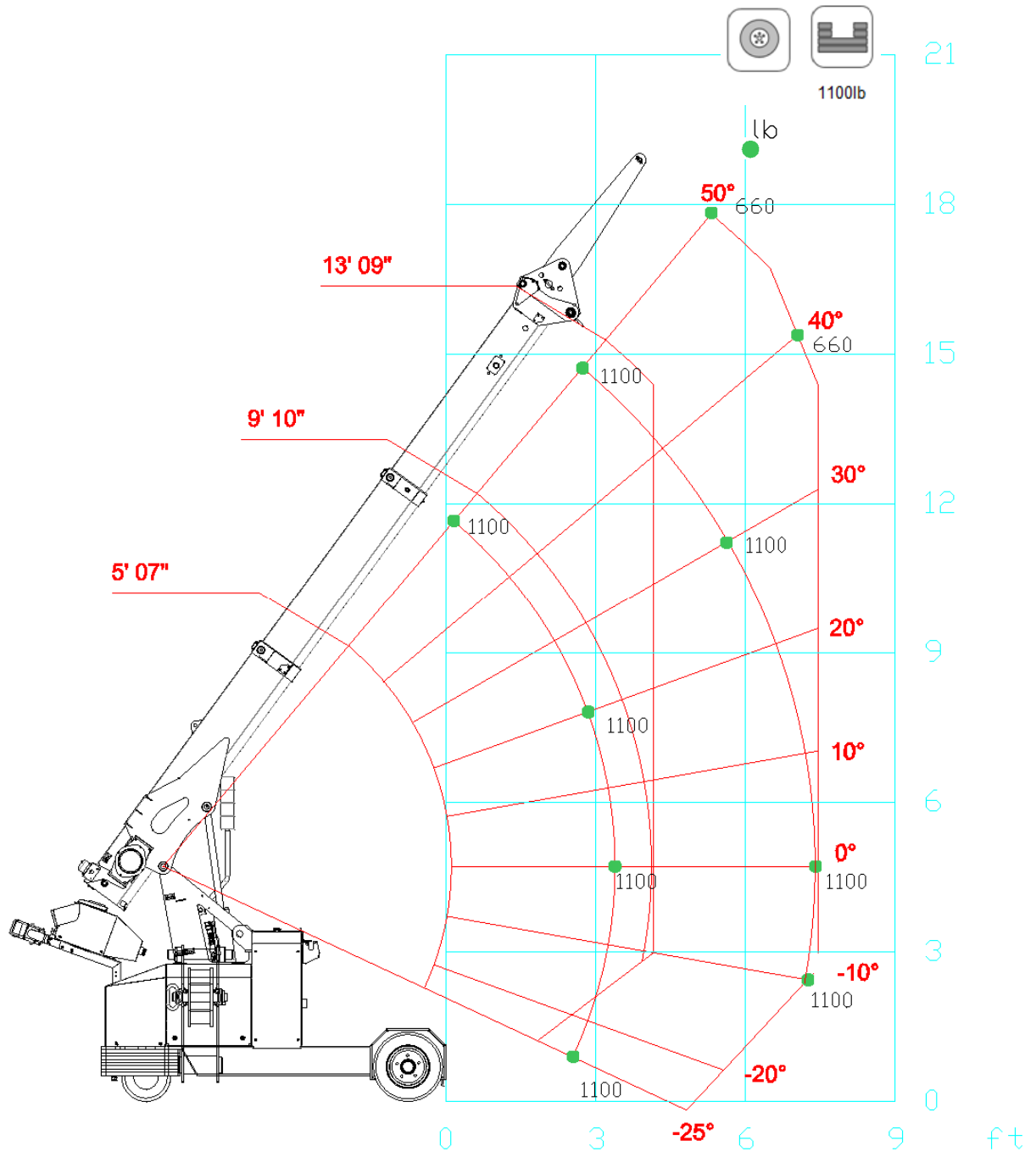
MPK20 + WINCH W600


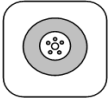
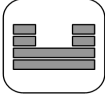
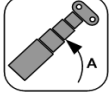


[ft] [lb]							
	1100lb PULLEY						
	5' 07"	7' 03"	8' 06"	9' 10"	11' 02"	12' 06"	13' 09"
50°	3960	3960	2860	1760	1760	1760	1760
45°	3960	3960	2860	1760	1760	1716	1540
40°	3960	3740	2860	1760	1540	1606	1320
35°	3960	3740	2640	1760	1540	1320	1100
30°	3960	3740	2420	1760	1540	1320	1100
25°	3960	3740	2200	1540	1320	1100	880
20°	3960	3740	2200	1540	1320	1100	880
15°	3960	3740	2200	1540	1320	1100	880
10°	3960	3740	2200	1540	1320	1100	880
5°	3960	3740	2200	1540	1320	1100	880
0°	3960	3740	2200	1540	1320	1100	880

MPK0020.04.02.000.1.06.15.A

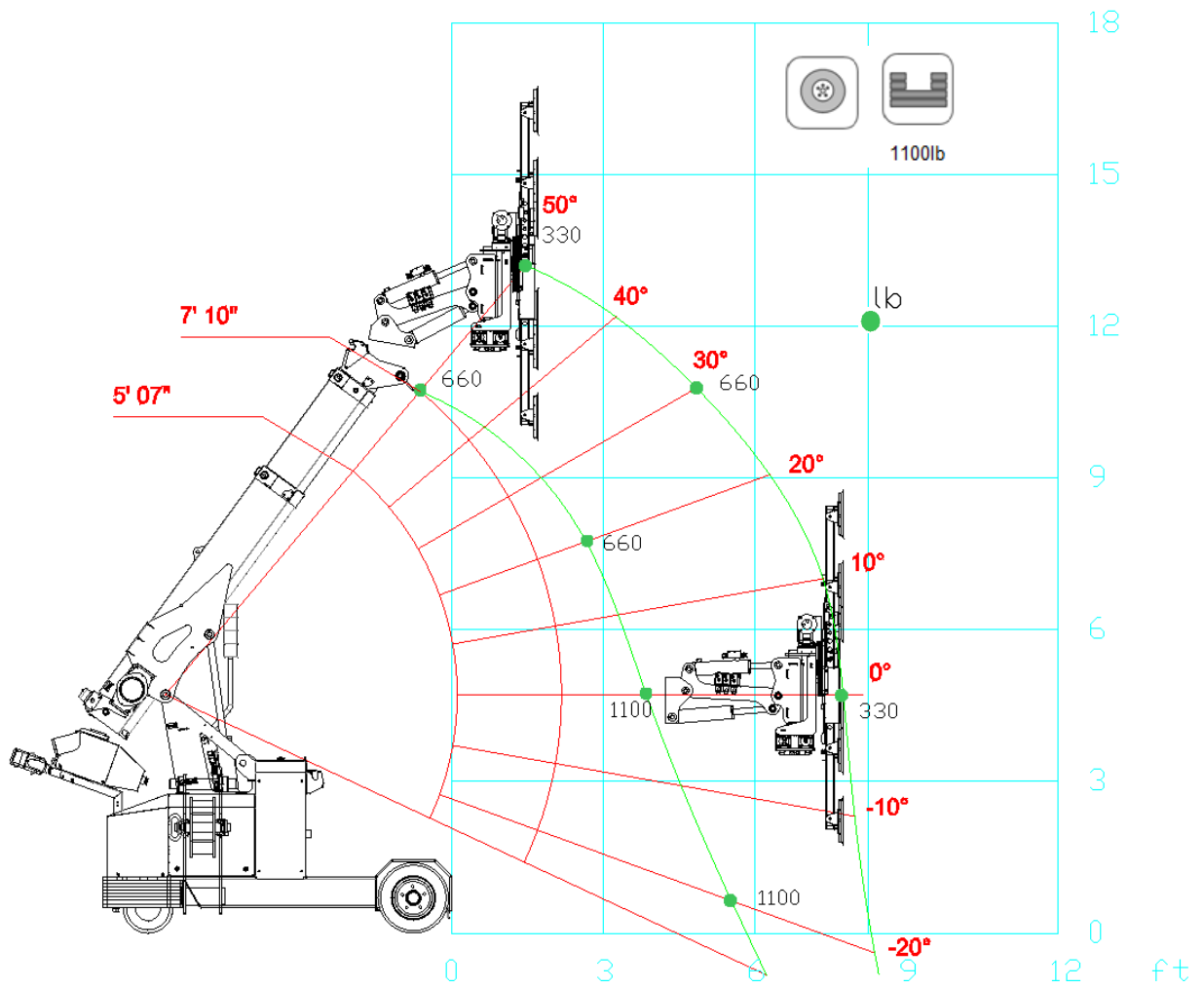
MPK20 + JIB500G

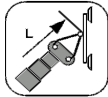
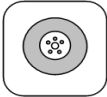
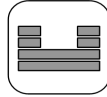



[ft] [lb]							
	JIB500G	1100lb					
	5' 07"	7' 03"	8' 06"	9' 10"	11' 02"	12' 06"	13' 09"
50°	1100	1100	1100	1100	1100	1100	660
45°	1100	1100	1100	1100	1100	1100	660
40°	1100	1100	1100	1100	1100	880	
35°	1100	1100	1100	1100	1100	880	
30°	1100	1100	1100	1100	1100		
25°	1100	1100	1100	1100	880		
20°	1100	1100	1100	1100	880		
15°	1100	1100	1100	1100			
10°	1100	1100	1100	1100			
5°	1100	1100	1100	1100			
0°	1100	1100	1100	1100			
-5°	1100	1100	1100	1100			
-10°	1100	1100	1100	1100			
-15°	1100	1100	1100	1100			
-20°	1100	1100	1100				
-25°	1100						

MPK0020.04.02.300.2.06.15.A

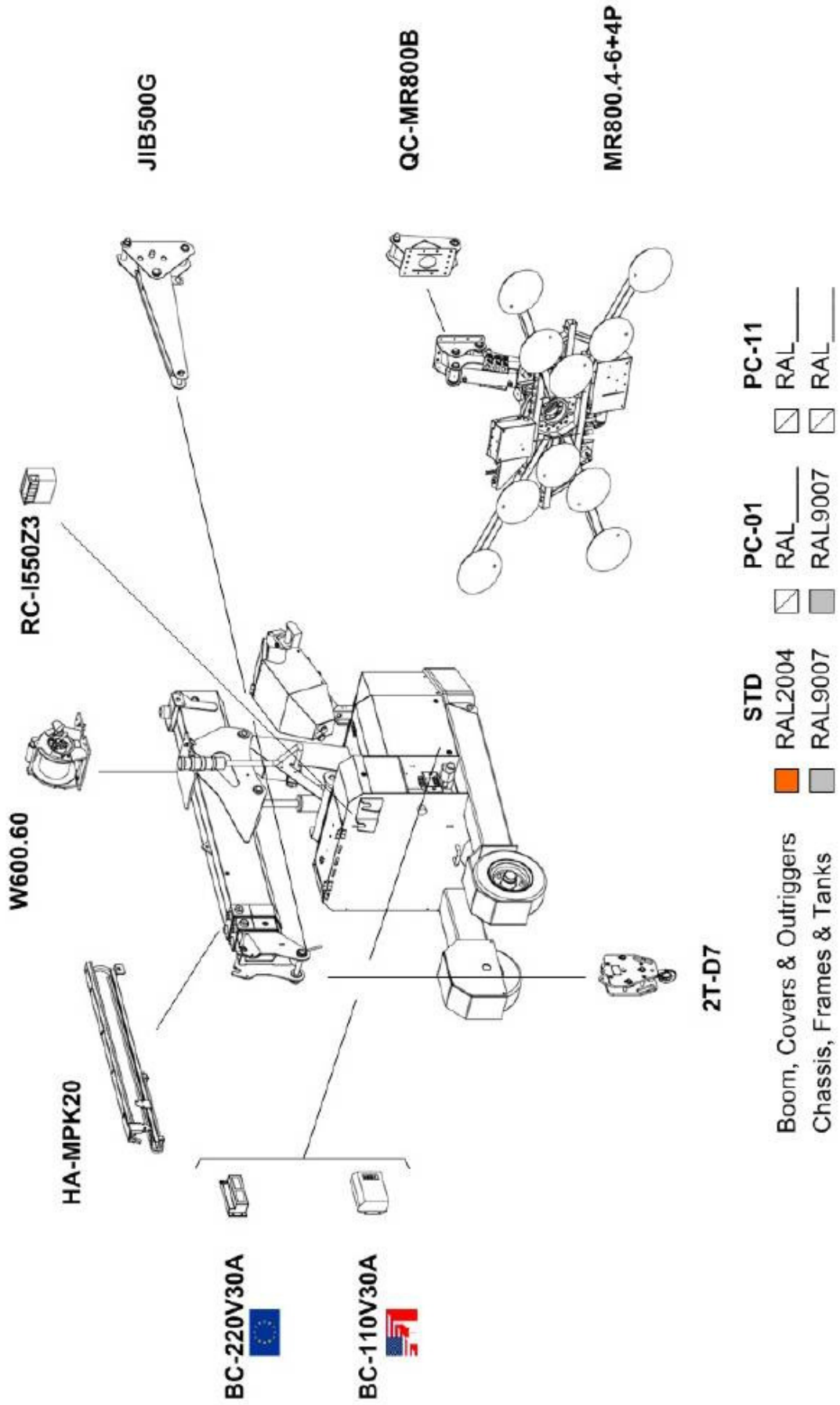
MPK20 + MR800



[ft] [lb]							
	MR800	1100lbs					
	5' 11"	7' 10"	8' 02"	8' 06"	9' 02"	9' 10"	10' 06"
50°	660	330					
45°	1100	330	330				
40°	1100	660	330	330			
35°	1100	660	660	330			
30°	1100	660	660	660			
25°	1100	660	660	660	330		
20°	1100	660	660	660	330		
15°	1100	660	660	660	330		
10°	1100	1100	660	660	330		
5°	1100	1100	660	660	330		
0°	1100	1100	660	660	330		
-5°	1100	1100	660	660	330		
-10°	1100	1100	1100	660	660		
-15°	1100	1100	1100	660	660	330	
-20°	1100	1100	1100	1100	660	330	
-25°	1100	1100	1100	1100	660	660	330

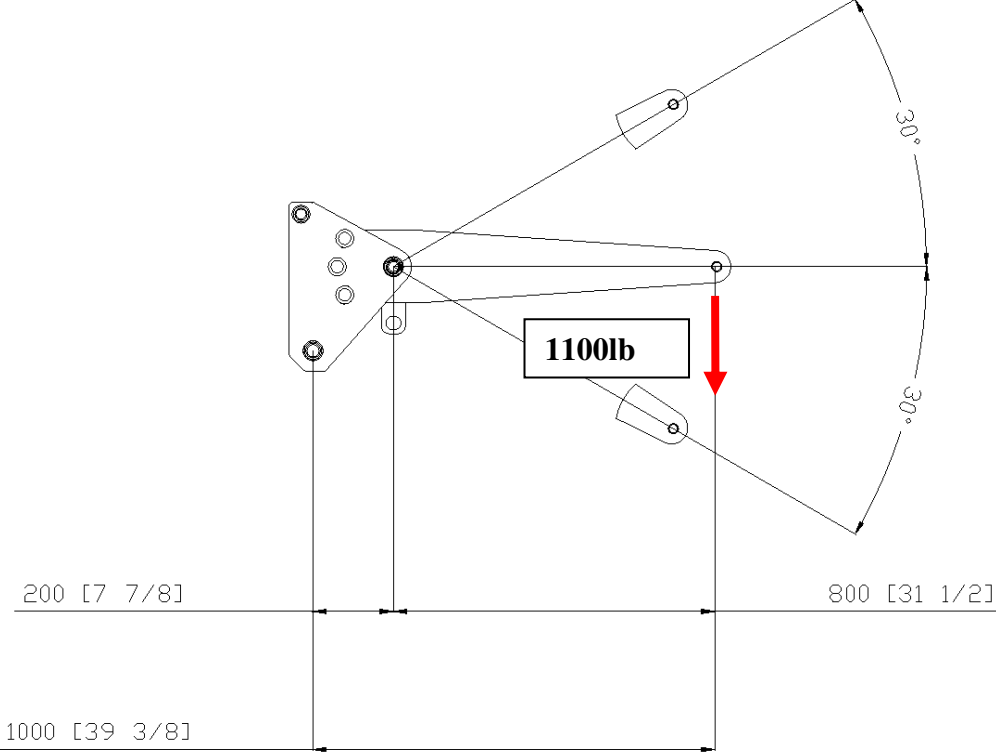
MPK0020.04.02.430.0.06.15.A


ACCESSORIES



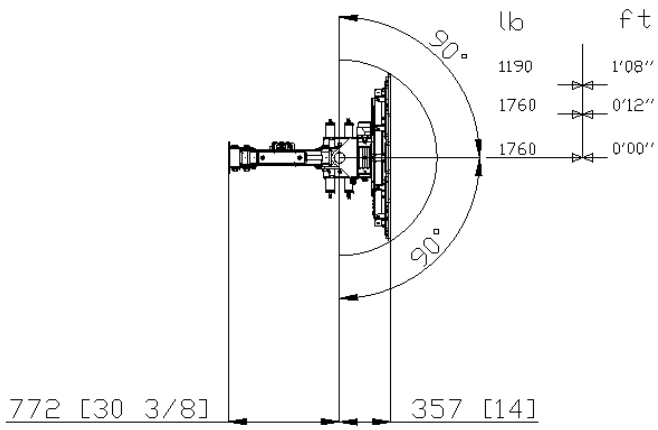
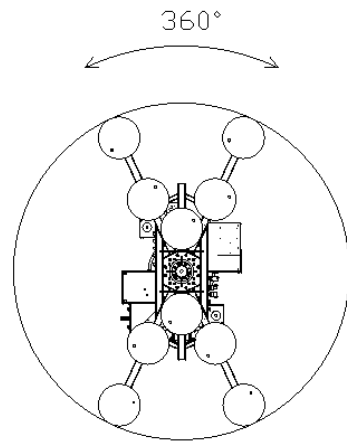
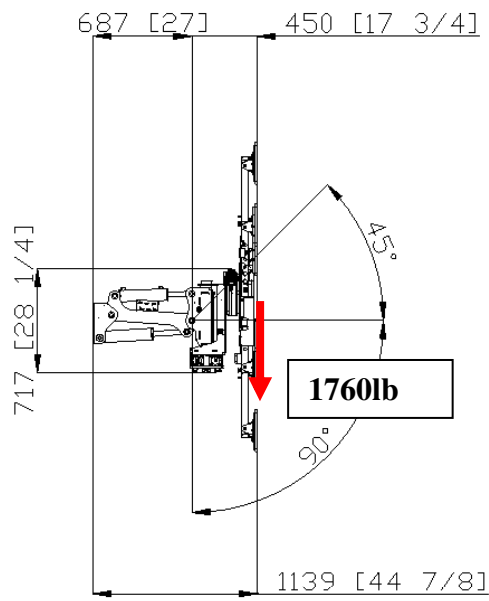
ACCESSORIES FEATURES


JIB500G













































	lb
58 	26

MR800



	lb
	650


SYMBOLS

	Weight		Chart Wheels		Engine		Jib length and angle
	Counterweight		Minipicker		Diesel Fuel		Jib Length
	Crane		Back Wheel Point Loading		Gasoline Fuel		Jib Radius
	Travel Speed		Front wheel Point Loading		Tank		Hydraulic Jib Length
	Gradeability		Travel Speed		Battery		Hydraulic Jib Radius
	Outrigger Load		Gradeability		Power		Mechanical Jib Length
	Track Loading		Working Radius		Boom Angle		Mechanical Jib Radius
	Outriggers Setup		Hookblock		Boom Length		Manipulator Length
	Ext Tracks Width		Slewing		Boom Radius		Manipulator Radius
	Chart On Tracks		Slewing Locked		Jib Hook Radius		Maximum inclination of the machinery
	Jib on board		Without jib on board				


Remarks referring to load charts

- For the calculation of the load charts at least a wind speed of 30 ft/s (20 mph) and regarding the load a sail area of 1m² (1.2 yd²) per metric ton (2205lb) load and a wind resistance coefficient of 1.2 on the load have been taken into account. For lifting of loads with large sail areas and/or high wind resistance coefficients the maximum wind speed as stated in the load charts has to be reduced.
- Lifting capacities are given in pounds.
- The weight of the hook blocks and hooks is part of the load and therefore it must be deducted from the lifting capacities.
- Working radii are measured from the slewing centre.
- The lifting capacities given for the telescopic boom apply if the folding jib is removed.
- Subject to modification of lifting capacities.


NOTES



NOTES



NOTES



NOTES

